



# eMurmur ID: Setting up your Android

## Overview of your device



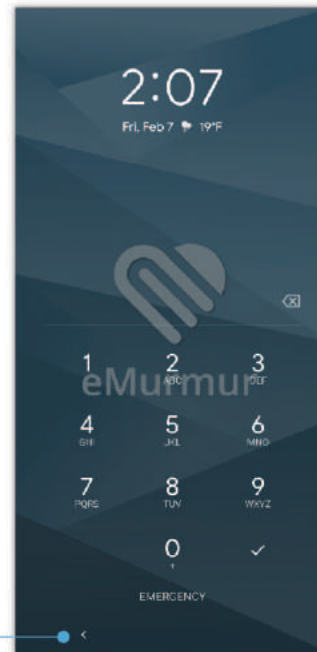
- Power button
- Volume button
- Pill-style navigation

## Turning on your phone

Press the Power button.

## Unlock your phone

Swipe up and enter your password.




Back navigation

## Bluetooth

Swipe down from the top of the screen to access Bluetooth and Wi-Fi.

## Pill-style navigation

Tap the pill to navigate back home. Swipe up once to switch between apps. Close any app by swiping up.



Any questions? Contact us:

(617) 701-7451 • [evan@emurmur.com](mailto:evan@emurmur.com) • [www.emurmur.com/clinical](http://www.emurmur.com/clinical)



# eMurmur ID: Getting started

## Pairing your device with the Littmann 3200 stethoscope



## 01

Open the **eMurmur ID app** and power on your electronic stethoscope.

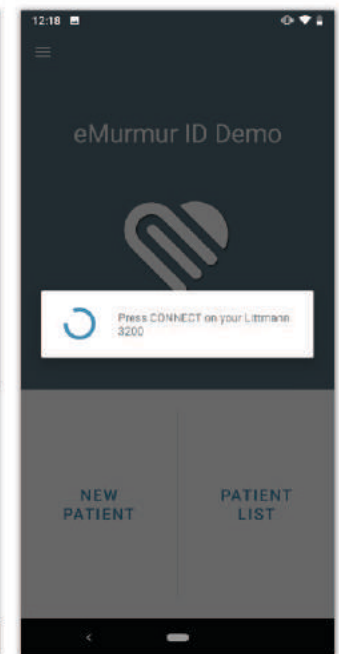

**Log In** using the email and password provided to you.



## 02

To connect your Littmann to your device, click on **New Patient**.

Press the **Menu button (M)** on your Littmann twice.



Any questions? Contact us:

(617) 701-7451 • [evan@emurmur.com](mailto:evan@emurmur.com) • [www.emurmur.com/clinical](http://www.emurmur.com/clinical)